



New Jersey Autism Registry

County Profiles



About the New Jersey Autism Registry

The New Jersey Autism Registry began its mission in 2009 to help address the needs of residents diagnosed with autism. The Registry is one of New Jersey's efforts to understand the number of individuals with autism in every county, and to provide for their needs.

New Jersey has a diverse population and each county has varying rates of autism. Current national studies, based on a sample of four New Jersey counties, estimate the rate of autism in New Jersey as 1 in 34. The studies include all children who meet autism criteria. The Autism Registry rates are based on children in all New Jersey counties who have received an autism diagnosis.

The New Jersey Autism Registry focuses on three main missions:

- Connecting children with autism to important resources, such as Special Child Health Case Management services in their county,
- Providing information for the development of services, and
- Looking at risk factors that are related to autism.

Purpose of the County Profiles

The profiles were developed to provide valuable information for families and professionals.

- Families can learn more about autism in their communities and the resources available to them.
- Public and private agencies can use the information to plan for programs such as specialized summer camps and clinical, diagnostic and therapeutic services.

Guide to the County Profiles

Since 97% of children in the Registry were diagnosed prior to age 8, we selected Autism Registry data for children who are currently 8 to 14 years old, or approximately 15,400 children. Looking at this age group helps ensure that the profiles are inclusive of as many diagnosed children as possible. All data has been collected as of October 2023, which includes children from both named and anonymous registrations.

The profiles provide prevalence in New Jersey compared to prevalence in the county. In addition, we compare overall state information compared to the individual county for the following:

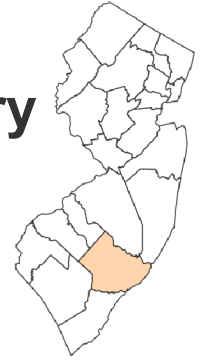
- Newborn characteristics that are known risk factors,
- The age at which children receive a diagnosis, and
- If a child was evaluated and diagnosed in their county of residence.

Additional Information

For additional information, contact the New Jersey Autism Registry at 609-292-5676. Other reports from the Registry are online at nj.gov/health/fhs/autism

New Jersey Autism Registry

Atlantic County Profile



Autism Spectrum Disorder (ASD) is a neurobiological disorder characterized by impairments in social communication and interaction as well as restricted and repetitive patterns of behavior. Individuals with autism may have difficulty interacting with others: building relationships, using language, regulating their emotions, and understanding others' points of view.

The New Jersey Autism Registry benefits children with autism and their families by connecting them to important local, State and Federal services, as well as Early Intervention Services if the child is under three years old. New Jersey's residents are diverse in many ways, and each New Jersey County has a unique combination of populations. Looking at the diversity of our State is important for resource planning and distribution of services for these children and families.

Autism rates for children born between 2009 and 2014

New Jersey	1 in 41
Atlantic County	1 in 29

The Autism Registry data shows that Atlantic County has a higher rate of children with autism than the State average.

Higher rates could mean that families, health care providers, and educators are very good at screening for and following up on any developmental concerns. For children born between 2009 and 2014 we have received 15,422 registrations statewide and 689 registrations were for Atlantic County residents.

Certain newborn characteristics are more common in children diagnosed with an ASD.



Low Birth Weight

Compared to New Jersey, there is a greater percentage of children in the Autism Registry who had a low birth weight (less than 3lb, 5oz).

All Children 1.5%	Children in the Autism Registry 2.5%
Atlantic County Children 1.6%	Atlantic County Children in the Autism Registry 3.2%



Multiple Birth

Compared to New Jersey, there is a greater percentage of children in the Autism Registry who were a twin or triplet.

All Children 4.4%	Children in the Autism Registry 6.2%
Atlantic County Children 3.6%	Atlantic County Children in the Autism Registry 7.7%



Maternal Age

Compared to New Jersey, there is a greater percentage of children in the Autism Registry who were born to mothers over the age of 35.


All Children 21.0%	Children in the Autism Registry 25.0%
Atlantic County Children 15.1%	Atlantic County Children in the Autism Registry 18.3%

Atlantic County children with an ASD were diagnosed later than the State average.

Receiving a diagnosis of an ASD is a process that involves families, primary health care providers and specialty diagnosticians. Factors that influence a child's age of diagnosis include:

- Early ASD screening at 18 months of age,
- Severity of the child's symptoms, and
- Availability of diagnosticians.

Average age at diagnosis

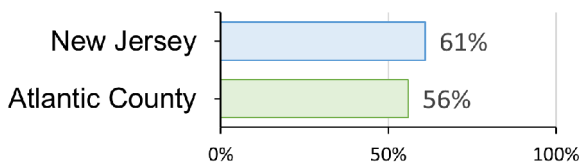


New Jersey: 4 years, 2 months

Atlantic County: 4 years, 6 months

Atlantic County children with an ASD were diagnosed less often in their home county than the State average.

Children Diagnosed In-County



Families in New Jersey can seek an ASD diagnosis throughout the entire state and in neighboring states. Fewer registrations from the child's home county could mean that there are fewer specialty diagnosticians in the area or that the closest diagnostic facility just happens to be in another county. Families who get diagnostic services in another county may have extra travel expenses and longer travel times.

Resources and Services for Children with Developmental Delays

As babies grow, they develop new ways to play, move, learn, communicate, and interact with objects and people. These abilities are called developmental milestones. Any concerns about a child's development should be discussed with a healthcare provider. The resources below can assist families concerned with their child's development.



Children ages 0-3

New Jersey Early Intervention
888-653-4463
nj.gov/health/fhs/eis/



Children ages 3 and older

New Jersey Project Child Find
800-322-8174
nj.gov/health/fhs/eis/public-reporting/child-find

Additional Resources

Atlantic County Special Child Health Services Case Management Unit 609-909-9269

Autism New Jersey 800-4-AUTISM (800-428-8476) autismnj.org

PerformCare - NJ Children's System of Care (877-652-7624) performcarenj.org

Office of the Ombudsman for Individuals with Intellectual or Developmental Disabilities and Their Families (609-984-7764) nj.gov/treasury/njombudsman/

NJ Child Evaluation Center (CEC) Locator nj.gov/health/fhs/specialpediatrics/child-evaluation/

Rutgers Medical School: The Boggs Center on Developmental Disabilities boggscenter.rwjms.rutgers.edu

New Jersey Division of Developmental Disabilities (800-832-9173) nj.gov/humanservices/ddd

New Jersey Autism Registry

Bergen County Profile



Autism Spectrum Disorder (ASD) is a neurobiological disorder characterized by impairments in social communication and interaction as well as restricted and repetitive patterns of behavior. Individuals with autism may have difficulty interacting with others: building relationships, using language, regulating their emotions, and understanding others' points of view.

The New Jersey Autism Registry benefits children with autism and their families by connecting them to important local, State and Federal services, as well as Early Intervention Services if the child is under three years old. New Jersey's residents are diverse in many ways, and each New Jersey County has a unique combination of populations. Looking at the diversity of our State is important for resource planning and distribution of services for these children and families.

Autism registrations received for children born between 2009 and 2014

New Jersey	1 in 41
Bergen County	1 in 60

The Autism Registry data shows that Bergen County has a lower rate of children with autism than the State average.

Lower rates could mean that the children in this county have lower than average rates of certain newborn characteristics (next section). For children born between 2009 and 2014 we have received 15,422 registrations statewide and 927 registrations were for Bergen County residents.

Certain newborn characteristics are more common in children diagnosed with an ASD.



Low Birth Weight

Compared to New Jersey, there is a greater percentage of children in the Autism Registry who had a low birth weight (less than 3lb, 5oz).

All Children 1.5%	Children in the Autism Registry 2.5%
Bergen County Children 1.1%	Bergen County Children in the Autism Registry 1.7%



Multiple Birth

Compared to New Jersey, there is a greater percentage of children in the Autism Registry who were a twin or triplet.

All Children 4.4%	Children in the Autism Registry 6.2%
Bergen County Children 4.9%	Bergen County Children in the Autism Registry 6.1%



Maternal Age

Compared to New Jersey, there is a greater percentage of children in the Autism Registry who were born to mothers over the age of 35.


All Children 21.0%	Children in the Autism Registry 25.0%
Bergen County Children 28.5%	Bergen County Children in the Autism Registry 31.9%

Bergen County children with an ASD were diagnosed earlier than the State average.

Receiving a diagnosis of an ASD is a process that involves families, primary health care providers and specialty diagnosticians. Factors that influence a child's age of diagnosis include:

- Early ASD screening at 18 months of age,
- Severity of the child's symptoms, and
- Availability of diagnosticians.

Average age at diagnosis

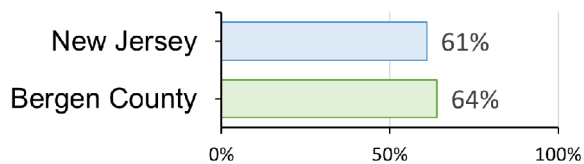


New Jersey: 4 years, 2 months

Bergen County: 3 years, 9 months

Bergen County children with an ASD were diagnosed slightly more often in their home county than the State average.

Children Diagnosed In-County



Families in New Jersey can seek an ASD diagnosis throughout the entire state and in neighboring states. More registrations in the child's home county could mean that there are more specialty diagnosticians in the area or that the closest diagnostic facility just happens to be in-county. Families who get diagnostic services in their home county may have lower travel expenses and shorter travel times.

Resources and Services for Children with Developmental Delays

As babies grow, they develop new ways to play, move, learn, communicate, and interact with objects and people. These abilities are called developmental milestones. Any concerns about a child's development should be discussed with a healthcare provider. The resources below can assist families concerned with their child's development.



Children ages 0-3

New Jersey Early Intervention
888-653-4463
nj.gov/health/fhs/eis/



Children ages 3 and older

New Jersey Project Child Find
800-322-8174
nj.gov/health/fhs/eis/public-reporting/child-find

Additional Resources

Bergen County Special Child Health Services Case Management Unit 201-634-2621

Autism New Jersey 800-4-AUTISM (800-428-8476) autismnj.org

PerformCare - NJ Children's System of Care (877-652-7624) performcarenj.org

Office of the Ombudsman for Individuals with Intellectual or Developmental Disabilities and Their Families (609-984-7764) nj.gov/treasury/njombudsman/

NJ Child Evaluation Center (CEC) Locator nj.gov/health/fhs/specialpediatrics/child-evaluation/

Rutgers Medical School: The Boggs Center on Developmental Disabilities boggscenter.rwjms.rutgers.edu

New Jersey Division of Developmental Disabilities (800-832-9173) nj.gov/humanservices/ddd

New Jersey Autism Registry

Burlington County Profile



Autism Spectrum Disorder (ASD) is a neurobiological disorder characterized by impairments in social communication and interaction as well as restricted and repetitive patterns of behavior. Individuals with autism may have difficulty interacting with others: building relationships, using language, regulating their emotions, and understanding others' points of view.

The New Jersey Autism Registry benefits children with autism and their families by connecting them to important local, State and Federal services, as well as Early Intervention Services if the child is under three years old. New Jersey's residents are diverse in many ways, and each New Jersey County has a unique combination of populations. Looking at the diversity of our State is important for resource planning and distribution of services for these children and families.

Autism registrations received for children born between 2009 and 2014

New Jersey	1 in 41
Burlington County	1 in 30

The Autism Registry data shows that Burlington County has a higher rate of children with autism than the State average.

Higher rates could mean that families, health care providers, and educators are very good at screening for and following up on any developmental concerns. For children born between 2009 and 2014 we have received 15,422 registrations statewide and 933 registrations were for Burlington County residents.

Certain newborn characteristics are more common in children diagnosed with an ASD.



Low Birth Weight

Compared to New Jersey, there is a greater percentage of children in the Autism Registry who had a low birth weight (less than 3lb, 5oz).

All Children 1.5%	Children in the Autism Registry 2.5%
Burlington County Children 1.4%	Burlington County Children in the Autism Registry 2.6%



Multiple Birth

Compared to New Jersey, there is a greater percentage of children in the Autism Registry who were a twin or triplet.

All Children 4.4%	Children in the Autism Registry 6.2%
Burlington County Children 4.5%	Burlington County Children in the Autism Registry 5.0%



Maternal Age

Compared to New Jersey, there is a greater percentage of children in the Autism Registry who were born to mothers over the age of 35.


All Children 21.0%	Children in the Autism Registry 25.0%
Burlington County Children 19.9%	Burlington County Children in the Autism Registry 23.4%

Burlington County children with an ASD were diagnosed later than the State average.

Receiving a diagnosis of an ASD is a process that involves families, primary health care providers and specialty diagnosticians. Factors that influence a child's age of diagnosis include:

- Early ASD screening at 18 months of age,
- Severity of the child's symptoms, and
- Availability of diagnosticians.

Average age at diagnosis

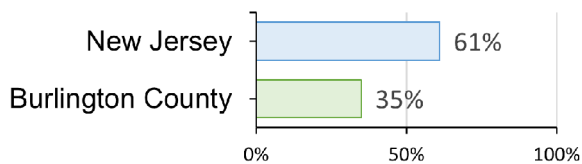


New Jersey: 4 years, 2 months

Burlington County: 4 years, 5 months

Burlington County children with an ASD were diagnosed less often in their home county than the State average.

Children Diagnosed In-County



Families in New Jersey can seek an ASD diagnosis throughout the entire state and in neighboring states. Fewer registrations from the child's home county could mean that there are fewer specialty diagnosticians in the area or that the closest diagnostic facility just happens to be in another county. Families who get diagnostic services in another county may have extra travel expenses and longer travel times.

Resources and Services for Children with Developmental Delays

As babies grow, they develop new ways to play, move, learn, communicate, and interact with objects and people. These abilities are called developmental milestones. Any concerns about a child's development should be discussed with a healthcare provider. The resources below can assist families concerned with their child's development.



Children ages 0-3

New Jersey Early Intervention
888-653-4463
nj.gov/health/fhs/eis/



Children ages 3 and older

New Jersey Project Child Find
800-322-8174
nj.gov/health/fhs/eis/public-reporting/child-find

Additional Resources

Burlington County Special Child Health Services Case Management Unit 609-914-8550 x 42837

Autism New Jersey 800-4-AUTISM (800-428-8476) autismnj.org

PerformCare - NJ Children's System of Care (877-652-7624) performcarenj.org

Office of the Ombudsman for Individuals with Intellectual or Developmental Disabilities and Their Families (609-984-7764) nj.gov/treasury/njombudsman/

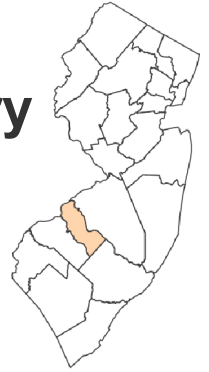
NJ Child Evaluation Center (CEC) Locator nj.gov/health/fhs/specialpediatrics/child-evaluation/

Rutgers Medical School: The Boggs Center on Developmental Disabilities boggscenter.rwjms.rutgers.edu

New Jersey Division of Developmental Disabilities (800-832-9173) nj.gov/humanservices/ddd

New Jersey Autism Registry

Camden County Profile



Autism Spectrum Disorder (ASD) is a neurobiological disorder characterized by impairments in social communication and interaction as well as restricted and repetitive patterns of behavior. Individuals with autism may have difficulty interacting with others: building relationships, using language, regulating their emotions, and understanding others' points of view.

The New Jersey Autism Registry benefits children with autism and their families by connecting them to important local, State and Federal services, as well as Early Intervention Services if the child is under three years old. New Jersey's residents are diverse in many ways, and each New Jersey County has a unique combination of populations. Looking at the diversity of our State is important for resource planning and distribution of services for these children and families.

Autism registrations received for children born between 2009 and 2014

New Jersey	1 in 41
Camden County	1 in 44

The Autism Registry data shows that Camden County has a slightly lower rate of children with autism than the State average.

Lower rates could mean that the children in this county have lower than average rates of certain newborn characteristics (next section). For children born between 2009 and 2014 we have received 15,422 registrations statewide and 883 registrations were for Camden County residents.

Certain newborn characteristics are more common in children diagnosed with an ASD.



Low Birth Weight

Compared to New Jersey, there is a greater percentage of children in the Autism Registry who had a low birth weight (less than 3lb, 5oz).

All Children 1.5%	Children in the Autism Registry 2.5%
Camden County Children 1.9%	Camden County Children in the Autism Registry 3.1%



Multiple Birth

Compared to New Jersey, there is a greater percentage of children in the Autism Registry who were a twin or triplet.

All Children 4.4%	Children in the Autism Registry 6.2%
Camden County Children 4.2%	Camden County Children in the Autism Registry 6.6%



Maternal Age

Compared to New Jersey, there is a greater percentage of children in the Autism Registry who were born to mothers over the age of 35.

All Children 21.0%	Children in the Autism Registry 25.0%
Camden County Children 15.3%	Camden County Children in the Autism Registry 21.3%

Camden County children with an ASD were diagnosed later than the State average.

Receiving a diagnosis of an ASD is a process that involves families, primary health care providers and specialty diagnosticians. Factors that influence a child's age of diagnosis include:

- Early ASD screening at 18 months of age,
- Severity of the child's symptoms, and
- Availability of diagnosticians.

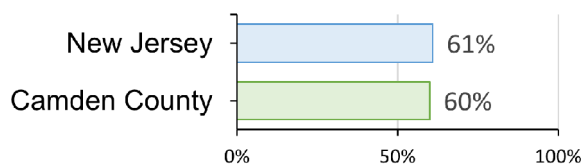
Average age at diagnosis



New Jersey: 4 years, 2 months

Camden County: 4 years, 6 months

Children Diagnosed In-County



Camden County children with an ASD were diagnosed slightly less often in their home county than the State average.

Families in New Jersey can seek an ASD diagnosis throughout the entire state and in neighboring states. Fewer registrations from the child's home county could mean that there are fewer specialty diagnosticians in the area or that the closest diagnostic facility just happens to be in another county. Families who get diagnostic services in another county may have extra travel expenses and longer travel times.

Resources and Services for Children with Developmental Delays

As babies grow, they develop new ways to play, move, learn, communicate, and interact with objects and people. These abilities are called developmental milestones. Any concerns about a child's development should be discussed with a healthcare provider. The resources below can assist families concerned with their child's development.



Children ages 0-3

New Jersey Early Intervention
888-653-4463
nj.gov/health/fhs/eis/



Children ages 3 and older

New Jersey Project Child Find
800-322-8174
nj.gov/health/fhs/eis/public-reporting/child-find

Additional Resources

Camden County Special Child Health Services Case Management Unit 856-374-6021

Autism New Jersey 800-4-AUTISM (800-428-8476) autismnj.org

PerformCare - NJ Children's System of Care (877-652-7624) performcarenj.org

Office of the Ombudsman for Individuals with Intellectual or Developmental Disabilities and Their Families (609-984-7764) nj.gov/treasury/njombudsman/

NJ Child Evaluation Center (CEC) Locator nj.gov/health/fhs/specialpediatrics/child-evaluation/

Rutgers Medical School: The Boggs Center on Developmental Disabilities boggscenter.rwjms.rutgers.edu

New Jersey Division of Developmental Disabilities (800-832-9173) nj.gov/humanservices/ddd

New Jersey Autism Registry

Cape May County Profile



Autism Spectrum Disorder (ASD) is a neurobiological disorder characterized by impairments in social communication and interaction as well as restricted and repetitive patterns of behavior. Individuals with autism may have difficulty interacting with others: building relationships, using language, regulating their emotions, and understanding others' points of view.

The New Jersey Autism Registry benefits children with autism and their families by connecting them to important local, State and Federal services, as well as Early Intervention Services if the child is under three years old. New Jersey's residents are diverse in many ways, and each New Jersey County has a unique combination of populations. Looking at the diversity of our State is important for resource planning and distribution of services for these children and families.

Autism registrations received for children born between 2009 and 2014

New Jersey	1 in 41
Cape May County	1 in 38

The Autism Registry data shows that Cape May County has a slightly higher rate of children with autism than the State average.

Higher rates could mean that families, health care providers, and educators are very good at screening for and following up on any developmental concerns. For children born between 2009 and 2014 we have received 15,422 registrations statewide and 146 registrations were for Cape May County residents.

Certain newborn characteristics are more common in children diagnosed with an ASD.



Low Birth Weight

Compared to New Jersey, there is a greater percentage of children in the Autism Registry who had a low birth weight (less than 3lb, 5oz).

All Children 1.5%	Children in the Autism Registry 2.5%
Cape May County Children 1.2%	Cape May County Children in the Autism Registry 2.2%



Multiple Birth

Compared to New Jersey, there is a greater percentage of children in the Autism Registry who were a twin or triplet.

All Children 4.4%	Children in the Autism Registry 6.2%
Cape May County Children 3.1%	Cape May County Children in the Autism Registry 5.0%



Maternal Age

Compared to New Jersey, there is a greater percentage of children in the Autism Registry who were born to mothers over the age of 35.

All Children 21.0%	Children in the Autism Registry 25.0%
Cape May County Children 13.6%	Cape May County Children in the Autism Registry 21.3%

Cape May County children with an ASD were diagnosed slightly later than the State average.

Receiving a diagnosis of an ASD is a process that involves families, primary health care providers and specialty diagnosticians. Factors that influence a child's age of diagnosis include:

- Early ASD screening at 18 months of age,
- Severity of the child's symptoms, and
- Availability of diagnosticians.

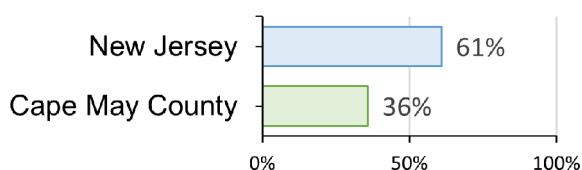
Average age at diagnosis



New Jersey: 4 years, 2 months

Cape May County: 4 years, 3 months

Children Diagnosed In-County



Cape May County children with an ASD were diagnosed less often in their home county than the State average.

Families in New Jersey can seek an ASD diagnosis throughout the entire state and in neighboring states. Fewer registrations from the child's home county could mean that there are fewer specialty diagnosticians in the area or that the closest diagnostic facility just happens to be in another county. Families who get diagnostic services in another county may have extra travel expenses and longer travel times.

Resources and Services for Children with Developmental Delays

As babies grow, they develop new ways to play, move, learn, communicate, and interact with objects and people. These abilities are called developmental milestones. Any concerns about a child's development should be discussed with a healthcare provider. The resources below can assist families concerned with their child's development.



Children ages 0-3

New Jersey Early Intervention
888-653-4463
nj.gov/health/fhs/eis/



Children ages 3 and older

New Jersey Project Child Find
800-322-8174
nj.gov/health/fhs/eis/public-reporting/child-find

Additional Resources

Cape May County Special Child Health Services Case Management Unit 609-465-6841

Autism New Jersey 800-4-AUTISM (800-428-8476) autismnj.org

PerformCare - NJ Children's System of Care (877-652-7624) performcarenj.org

Office of the Ombudsman for Individuals with Intellectual or Developmental Disabilities and Their Families (609-984-7764) nj.gov/treasury/njombudsman/

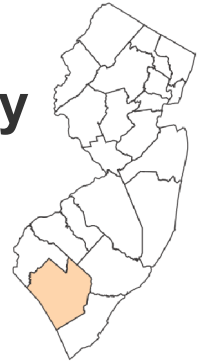
NJ Child Evaluation Center (CEC) Locator nj.gov/health/fhs/specialpediatrics/child-evaluation/

Rutgers Medical School: The Boggs Center on Developmental Disabilities boggscenter.rwjms.rutgers.edu

New Jersey Division of Developmental Disabilities (800-832-9173) nj.gov/humanservices/ddd

New Jersey Autism Registry

Cumberland County Profile



Autism Spectrum Disorder (ASD) is a neurobiological disorder characterized by impairments in social communication and interaction as well as restricted and repetitive patterns of behavior. Individuals with autism may have difficulty interacting with others: building relationships, using language, regulating their emotions, and understanding others' points of view.

The New Jersey Autism Registry benefits children with autism and their families by connecting them to important local, State and Federal services, as well as Early Intervention Services if the child is under three years old. New Jersey's residents are diverse in many ways, and each New Jersey County has a unique combination of populations. Looking at the diversity of our State is important for resource planning and distribution of services for these children and families.

Autism registrations received for children born between 2009 and 2014

New Jersey	1 in 41
Cumberland County	1 in 44

The Autism Registry data shows that Cumberland County has a slightly lower rate of children with autism than the State average.

Lower rates could mean that the children in this county have lower than average rates of certain newborn characteristics (next section). For children born between 2009 and 2014 we have received 15,422 registrations statewide and 294 registrations were for Cumberland County residents.

Certain newborn characteristics are more common in children diagnosed with an ASD.



Low Birth Weight

Compared to New Jersey, there is a greater percentage of children in the Autism Registry who had a low birth weight (less than 3lb, 5oz).

All Children 1.5%	Children in the Autism Registry 2.5%
Cumberland County Children 1.8%	Cumberland County Children in the Autism Registry 3.3%



Multiple Birth

Compared to New Jersey, there is a greater percentage of children in the Autism Registry who were a twin or triplet.

All Children 4.4%	Children in the Autism Registry 6.2%
Cumberland County Children 3.5%	Cumberland County Children in the Autism Registry 8.5%



Maternal Age

Compared to New Jersey, there is a greater percentage of children in the Autism Registry who were born to mothers over the age of 35.

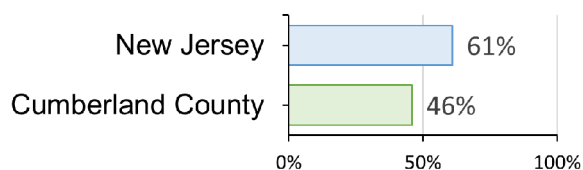
All Children 21.0%	Children in the Autism Registry 25.0%
Cumberland County Children 9.9%	Cumberland County Children in the Autism Registry 14.8%

Cumberland County children with an ASD were diagnosed later than the State average.

Receiving a diagnosis of an ASD is a process that involves families, primary health care providers and specialty diagnosticians. Factors that influence a child's age of diagnosis include:

- Early ASD screening at 18 months of age,
- Severity of the child's symptoms, and
- Availability of diagnosticians.

Children Diagnosed In-County



Cumberland County children with an ASD were diagnosed less often in their home county than the State average.

Families in New Jersey can seek an ASD diagnosis throughout the entire state and in neighboring states. Fewer registrations from the child's home county could mean that there are fewer specialty diagnosticians in the area or that the closest diagnostic facility just happens to be in another county. Families who get diagnostic services in another county may have extra travel expenses and longer travel times.

Average age at diagnosis



New Jersey: 4 years, 2 months

Cumberland County: 4 years, 5 months

Resources and Services for Children with Developmental Delays

As babies grow, they develop new ways to play, move, learn, communicate, and interact with objects and people. These abilities are called developmental milestones. Any concerns about a child's development should be discussed with a healthcare provider. The resources below can assist families concerned with their child's development.



Children ages 0-3

New Jersey Early Intervention
888-653-4463
nj.gov/health/fhs/eis/



Children ages 3 and older

New Jersey Project Child Find
800-322-8174
nj.gov/health/fhs/eis/public-reporting/child-find

Additional Resources

Cumberland County Special Child Health Services Case Management Unit 856-327-7602

Autism New Jersey 800-4-AUTISM (800-428-8476) autismnj.org

PerformCare - NJ Children's System of Care (877-652-7624) performcarenj.org

Office of the Ombudsman for Individuals with Intellectual or Developmental Disabilities and Their Families (609-984-7764) nj.gov/treasury/njombudsman/

NJ Child Evaluation Center (CEC) Locator nj.gov/health/fhs/specialpediatrics/child-evaluation/

Rutgers Medical School: The Boggs Center on Developmental Disabilities boggscenter.rwjms.rutgers.edu

New Jersey Division of Developmental Disabilities (800-832-9173) nj.gov/humanservices/ddd

New Jersey Autism Registry

Essex County Profile



Autism Spectrum Disorder (ASD) is a neurobiological disorder characterized by impairments in social communication and interaction as well as restricted and repetitive patterns of behavior. Individuals with autism may have difficulty interacting with others: building relationships, using language, regulating their emotions, and understanding others' points of view.

The New Jersey Autism Registry benefits children with autism and their families by connecting them to important local, State and Federal services, as well as Early Intervention Services if the child is under three years old. New Jersey's residents are diverse in many ways, and each New Jersey County has a unique combination of populations. Looking at the diversity of our State is important for resource planning and distribution of services for these children and families.

Autism registrations received for children born between 2009 and 2014

New Jersey	1 in 41
Essex County	1 in 46

The Autism Registry data shows that Essex County has a lower rate of children with autism than the State average.

Lower rates could mean that the children in this county have lower than average rates of certain newborn characteristics (next section). For children born between 2009 and 2014 we have received 15,422 registrations statewide and 1,380 registrations were for Essex County residents.

Certain newborn characteristics are more common in children diagnosed with an ASD.



Low Birth Weight

Compared to New Jersey, there is a greater percentage of children in the Autism Registry who had a low birth weight (less than 3lb, 5oz).

All Children 1.5%	Children in the Autism Registry 2.5%
Essex County Children 2.1%	Essex County Children in the Autism Registry 3.1%



Multiple Birth

Compared to New Jersey, there is a greater percentage of children in the Autism Registry who were a twin or triplet.

All Children 4.4%	Children in the Autism Registry 6.2%
Essex County Children 4.3%	Essex County Children in the Autism Registry 4.9%



Maternal Age

Compared to New Jersey, there is a greater percentage of children in the Autism Registry who were born to mothers over the age of 35.

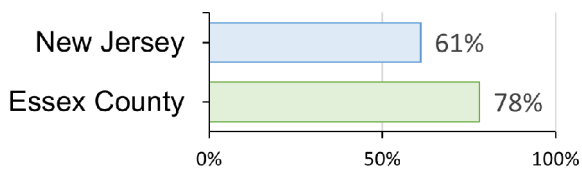
All Children 21.0%	Children in the Autism Registry 25.0%
Essex County Children 21.3%	Essex County Children in the Autism Registry 25.2%

Essex County children with an ASD were diagnosed earlier than the State average.

Receiving a diagnosis of an ASD is a process that involves families, primary health care providers and specialty diagnosticians. Factors that influence a child's age of diagnosis include:

- Early ASD screening at 18 months of age,
- Severity of the child's symptoms, and
- Availability of diagnosticians.


Children Diagnosed In-County



Essex County children with an ASD were diagnosed more often in their home county than the State average.

Families in New Jersey can seek an ASD diagnosis throughout the entire state and in neighboring states. More registrations in the child's home county could mean that there are more specialty diagnosticians in the area or that the closest diagnostic facility just happens to be in-county. Families who get diagnostic services in their home county may have lower travel expenses and shorter travel times.

Average age at diagnosis



New Jersey: 4 years, 2 months

Essex County: 3 years, 11 months

Resources and Services for Children with Developmental Delays

As babies grow, they develop new ways to play, move, learn, communicate, and interact with objects and people. These abilities are called developmental milestones. Any concerns about a child's development should be discussed with a healthcare provider. The resources below can assist families concerned with their child's development.



Children ages 0-3

New Jersey Early Intervention
888-653-4463
nj.gov/health/fhs/eis/



Children ages 3 and older

New Jersey Project Child Find
800-322-8174
nj.gov/health/fhs/eis/public-reporting/child-find

Additional Resources

Essex County Special Child Health Services Case Management Unit 973-395-8836

Autism New Jersey 800-4-AUTISM (800-428-8476) autismnj.org

PerformCare - NJ Children's System of Care (877-652-7624) performcarenj.org

Office of the Ombudsman for Individuals with Intellectual or Developmental Disabilities and Their Families (609-984-7764) nj.gov/treasury/njombudsman/

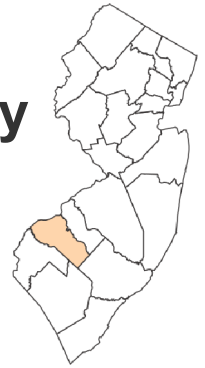
NJ Child Evaluation Center (CEC) Locator nj.gov/health/fhs/specialpediatrics/child-evaluation/

Rutgers Medical School: The Boggs Center on Developmental Disabilities boggscenter.rwjms.rutgers.edu

New Jersey Division of Developmental Disabilities (800-832-9173) nj.gov/humanservices/ddd

New Jersey Autism Registry

Gloucester County Profile



Autism Spectrum Disorder (ASD) is a neurobiological disorder characterized by impairments in social communication and interaction as well as restricted and repetitive patterns of behavior. Individuals with autism may have difficulty interacting with others: building relationships, using language, regulating their emotions, and understanding others' points of view.

The New Jersey Autism Registry benefits children with autism and their families by connecting them to important local, State and Federal services, as well as Early Intervention Services if the child is under three years old. New Jersey's residents are diverse in many ways, and each New Jersey County has a unique combination of populations. Looking at the diversity of our State is important for resource planning and distribution of services for these children and families.

Autism registrations received for children born between 2009 and 2014

New Jersey	1 in 41
Gloucester County	1 in 30

The Autism Registry data shows that Gloucester County has a higher rate of children with autism than the State average.

Higher rates could mean that families, health care providers, and educators are very good at screening for and following up on any developmental concerns. For children born between 2009 and 2014 we have received 15,422 registrations statewide and 619 registrations were for Gloucester County residents.

Certain newborn characteristics are more common in children diagnosed with an ASD.



Low Birth Weight

Compared to New Jersey, there is a greater percentage of children in the Autism Registry who had a low birth weight (less than 3lb, 5oz).

All Children 1.5%	Children in the Autism Registry 2.5%
Gloucester County Children 1.4%	Gloucester County Children in the Autism Registry 3.3%



Multiple Birth

Compared to New Jersey, there is a greater percentage of children in the Autism Registry who were a twin or triplet.

All Children 4.4%	Children in the Autism Registry 6.2%
Gloucester County Children 4.4%	Gloucester County Children in the Autism Registry 7.0%



Maternal Age

Compared to New Jersey, there is a greater percentage of children in the Autism Registry who were born to mothers over the age of 35.

All Children 21.0%	Children in the Autism Registry 25.0%
Gloucester County Children 17.9%	Gloucester County Children in the Autism Registry 20.9%

Gloucester County children with an ASD were diagnosed slightly later than the State average.

Receiving a diagnosis of an ASD is a process that involves families, primary health care providers and specialty diagnosticians. Factors that influence a child's age of diagnosis include:

- Early ASD screening at 18 months of age,
- Severity of the child's symptoms, and
- Availability of diagnosticians.

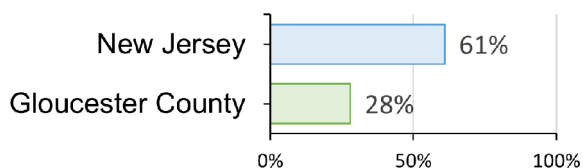
Average age at diagnosis



New Jersey: 4 years, 2 months

Gloucester County: 4 years, 4 months

Children Diagnosed In-County



Gloucester County children with an ASD were diagnosed less often in their home county than the State average.

Families in New Jersey can seek an ASD diagnosis throughout the entire state and in neighboring states. Fewer registrations in the child's home county could mean that there are fewer specialty diagnosticians in the area or that the closest diagnostic facility just happens to be in-county. Families who get diagnostic services in another county may have higher travel expenses and longer travel times.

Resources and Services for Children with Developmental Delays

As babies grow, they develop new ways to play, move, learn, communicate, and interact with objects and people. These abilities are called developmental milestones. Any concerns about a child's development should be discussed with a healthcare provider. The resources below can assist families concerned with their child's development.



Children ages 0-3

New Jersey Early Intervention
888-653-4463
nj.gov/health/fhs/eis/



Children ages 3 and older

New Jersey Project Child Find
800-322-8174
nj.gov/health/fhs/eis/public-reporting/child-find

Additional Resources

Gloucester County Special Child Health Services Case Management Unit 856-218-4111

Autism New Jersey 800-4-AUTISM (800-428-8476) autismnj.org

PerformCare - NJ Children's System of Care (877-652-7624) performcarenj.org

Office of the Ombudsman for Individuals with Intellectual or Developmental Disabilities and Their Families (609-984-7764) nj.gov/treasury/njombudsman/

NJ Child Evaluation Center (CEC) Locator nj.gov/health/fhs/specialpediatrics/child-evaluation/

Rutgers Medical School: The Boggs Center on Developmental Disabilities boggscenter.rwjms.rutgers.edu

New Jersey Division of Developmental Disabilities (800-832-9173) nj.gov/humanservices/ddd

New Jersey Autism Registry

Hudson County Profile



Autism Spectrum Disorder (ASD) is a neurobiological disorder characterized by impairments in social communication and interaction as well as restricted and repetitive patterns of behavior. Individuals with autism may have difficulty interacting with others: building relationships, using language, regulating their emotions, and understanding others' points of view.

The New Jersey Autism Registry benefits children with autism and their families by connecting them to important local, State and Federal services, as well as Early Intervention Services if the child is under three years old. New Jersey's residents are diverse in many ways, and each New Jersey County has a unique combination of populations. Looking at the diversity of our State is important for resource planning and distribution of services for these children and families.

Autism registrations received for children born between 2009 and 2014

New Jersey	1 in 41
Hudson County	1 in 54

The Autism Registry data shows that Hudson County has a lower rate of children with autism than the State average.

Lower rates could mean that the children in this county have lower than average rates of certain newborn characteristics (next section). For children born between 2009 and 2014 we have received 15,422 registrations statewide and 1,131 registrations were for Hudson County residents.

Certain newborn characteristics are more common in children diagnosed with an ASD.



Low Birth Weight

Compared to New Jersey, there is a greater percentage of children in the Autism Registry who had a low birth weight (less than 3lb, 5oz).

All Children 1.5%	Children in the Autism Registry 2.5%
Hudson County Children 1.5%	Hudson County Children in the Autism Registry 2.5%



Multiple Birth

Compared to New Jersey, there is a greater percentage of children in the Autism Registry who were a twin or triplet.

All Children 4.4%	Children in the Autism Registry 6.2%
Hudson County Children 3.4%	Hudson County Children in the Autism Registry 3.8%



Maternal Age

Compared to New Jersey, there is a greater percentage of children in the Autism Registry who were born to mothers over the age of 35.

All Children 21.0%	Children in the Autism Registry 25.0%
Hudson County Children 18.8%	Hudson County Children in the Autism Registry 20.0%

Hudson County children with an ASD were diagnosed earlier than the State average.

Receiving a diagnosis of an ASD is a process that involves families, primary health care providers and specialty diagnosticians. Factors that influence a child's age of diagnosis include:

- Early ASD screening at 18 months of age,
- Severity of the child's symptoms, and
- Availability of diagnosticians.

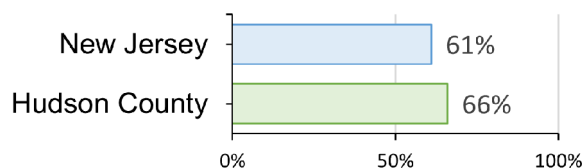
Average age at diagnosis



New Jersey: 4 years, 2 months

Hudson County: 3 years, 11 months

Children Diagnosed In-County



Hudson County children with an ASD were diagnosed more often in their home county than the State average.

Families in New Jersey can seek an ASD diagnosis throughout the entire state and in neighboring states. More registrations in the child's home county could mean that there are more specialty diagnosticians in the area or that the closest diagnostic facility just happens to be in-county. Families who get diagnostic services in their home county may have lower travel expenses and shorter travel times.

Resources and Services for Children with Developmental Delays

As babies grow, they develop new ways to play, move, learn, communicate, and interact with objects and people. These abilities are called developmental milestones. Any concerns about a child's development should be discussed with a healthcare provider. The resources below can assist families concerned with their child's development.



Children ages 0-3

New Jersey Early Intervention
888-653-4463
nj.gov/health/fhs/eis/



Children ages 3 and older

New Jersey Project Child Find
800-322-8174
nj.gov/health/fhs/eis/public-reporting/child-find

Additional Resources

Hudson County Special Child Health Services Case Management Unit 201-204-0004 x 1 x 5

Autism New Jersey 800-4-AUTISM (800-428-8476) autismnj.org

PerformCare - NJ Children's System of Care (877-652-7624) performcarenj.org

Office of the Ombudsman for Individuals with Intellectual or Developmental Disabilities and Their Families (609-984-7764) nj.gov/treasury/njombudsman/

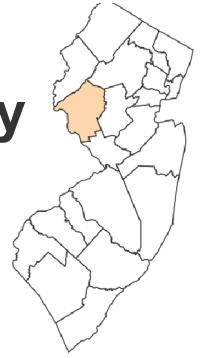
NJ Child Evaluation Center (CEC) Locator nj.gov/health/fhs/specialpediatrics/child-evaluation/

Rutgers Medical School: The Boggs Center on Developmental Disabilities boggscenter.rwjms.rutgers.edu

New Jersey Division of Developmental Disabilities (800-832-9173) nj.gov/humanservices/ddd

New Jersey Autism Registry

Hunterdon County Profile



Autism Spectrum Disorder (ASD) is a neurobiological disorder characterized by impairments in social communication and interaction as well as restricted and repetitive patterns of behavior. Individuals with autism may have difficulty interacting with others: building relationships, using language, regulating their emotions, and understanding others' points of view.

The New Jersey Autism Registry benefits children with autism and their families by connecting them to important local, State and Federal services, as well as Early Intervention Services if the child is under three years old. New Jersey's residents are diverse in many ways, and each New Jersey County has a unique combination of populations. Looking at the diversity of our State is important for resource planning and distribution of services for these children and families.

Autism registrations received for children born between 2009 and 2014

New Jersey	1 in 41
Hunterdon County	1 in 35

The Autism Registry data shows that Hunterdon County has a higher rate of children with autism than the State average.

Higher rates could mean that families, health care providers, and educators are very good at screening for and following up on any developmental concerns. For children born between 2009 and 2014 we have received 15,422 registrations statewide and 157 registrations were for Hunterdon County residents.

Certain newborn characteristics are more common in children diagnosed with an ASD.



Low Birth Weight

Compared to New Jersey, there is an equal percentage of children in the Autism Registry who had a low birth weight (less than 3lb, 5oz).

All Children 1.5%	Children in the Autism Registry 2.5%
Hunterdon County Children 1.2%	Hunterdon County Children in the Autism Registry 1.2%



Multiple Birth

Compared to New Jersey, there is a greater percentage of children in the Autism Registry who were a twin or triplet.

All Children 4.4%	Children in the Autism Registry 6.2%
Hunterdon County Children 5.6%	Hunterdon County Children in the Autism Registry 11.8%



Maternal Age

Compared to New Jersey, there is a greater percentage of children in the Autism Registry who were born to mothers over the age of 35.

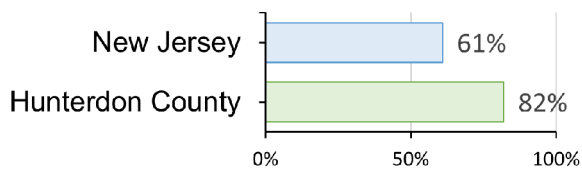
All Children 21.0%	Children in the Autism Registry 25.0%
Hunterdon County Children 31.5%	Hunterdon County Children in the Autism Registry 32.6%

Hunterdon County children with an ASD were diagnosed later than the State average.

Receiving a diagnosis of an ASD is a process that involves families, primary health care providers and specialty diagnosticians. Factors that influence a child's age of diagnosis include:

- Early ASD screening at 18 months of age,
- Severity of the child's symptoms, and
- Availability of diagnosticians.


Children Diagnosed In-County



Hunterdon County children with an ASD were diagnosed more often in their home county than the State average.

Families in New Jersey can seek an ASD diagnosis throughout the entire state and in neighboring states. More registrations in the child's home county could mean that there are more specialty diagnosticians in the area or that the closest diagnostic facility just happens to be in-county. Families who get diagnostic services in their home county may have lower travel expenses and shorter travel times.

Average age at diagnosis



New Jersey: 4 years, 2 months

Hunterdon County: 4 years, 7 months

Resources and Services for Children with Developmental Delays

As babies grow, they develop new ways to play, move, learn, communicate, and interact with objects and people. These abilities are called developmental milestones. Any concerns about a child's development should be discussed with a healthcare provider. The resources below can assist families concerned with their child's development.



Children ages 0-3

New Jersey Early Intervention
888-653-4463
nj.gov/health/fhs/eis/



Children ages 3 and older

New Jersey Project Child Find
800-322-8174
nj.gov/health/fhs/eis/public-reporting/child-find

Additional Resources

Hunterdon County Special Child Health Services Case Management Unit 908-788-6399

Autism New Jersey 800-4-AUTISM (800-428-8476) autismnj.org

PerformCare - NJ Children's System of Care (877-652-7624) performcarenj.org

Office of the Ombudsman for Individuals with Intellectual or Developmental Disabilities and Their Families (609-984-7764) nj.gov/treasury/njombudsman/

NJ Child Evaluation Center (CEC) Locator nj.gov/health/fhs/specialpediatrics/child-evaluation/

Rutgers Medical School: The Boggs Center on Developmental Disabilities boggscenter.rwjms.rutgers.edu

New Jersey Division of Developmental Disabilities (800-832-9173) nj.gov/humanservices/ddd

New Jersey Autism Registry

Mercer County Profile



Autism Spectrum Disorder (ASD) is a neurobiological disorder characterized by impairments in social communication and interaction as well as restricted and repetitive patterns of behavior. Individuals with autism may have difficulty interacting with others: building relationships, using language, regulating their emotions, and understanding others' points of view.

The New Jersey Autism Registry benefits children with autism and their families by connecting them to important local, State and Federal services, as well as Early Intervention Services if the child is under three years old. New Jersey's residents are diverse in many ways, and each New Jersey County has a unique combination of populations. Looking at the diversity of our State is important for resource planning and distribution of services for these children and families.

Autism registrations received for children born between 2009 and 2014

New Jersey	1 in 41
Mercer County	1 in 28

The Autism Registry data shows that Mercer County has a higher rate of children with autism than the State average.

Higher rates could mean that families, health care providers, and educators are very good at screening for and following up on any developmental concerns. For children born between 2009 and 2014 we have received 15,422 registrations statewide and 903 registrations were for Mercer County residents.

Certain newborn characteristics are more common in children diagnosed with an ASD.



Low Birth Weight

Compared to New Jersey, there is a greater percentage of children in the Autism Registry who had a low birth weight (less than 3lb, 5oz).

All Children 1.5%	Children in the Autism Registry 2.5%
Mercer County Children 1.9%	Mercer County Children in the Autism Registry 2.6%



Multiple Birth

Compared to New Jersey, there is a greater percentage of children in the Autism Registry who were a twin or triplet.

All Children 4.4%	Children in the Autism Registry 6.2%
Mercer County Children 4.8%	Mercer County Children in the Autism Registry 6.6%



Maternal Age

Compared to New Jersey, there is a greater percentage of children in the Autism Registry who were born to mothers over the age of 35.


All Children 21.0%	Children in the Autism Registry 25.0%
Mercer County Children 20.6%	Mercer County Children in the Autism Registry 25.2%

Mercer County children with an ASD were diagnosed slightly later than the State average.

Receiving a diagnosis of an ASD is a process that involves families, primary health care providers and specialty diagnosticians. Factors that influence a child's age of diagnosis include:

- Early ASD screening at 18 months of age,
- Severity of the child's symptoms, and
- Availability of diagnosticians.

Average age at diagnosis

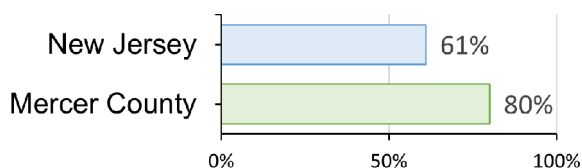


New Jersey: 4 years, 2 months

Mercer County: 4 years, 3 months

Mercer County children with an ASD were diagnosed more often in their home county than the State average.

Children Diagnosed In-County



Families in New Jersey can seek an ASD diagnosis throughout the entire state and in neighboring states. More registrations in the child's home county could mean that there are more specialty diagnosticians in the area or that the closest diagnostic facility just happens to be in-county. Families who get diagnostic services in their home county may have lower travel expenses and shorter travel times.

Resources and Services for Children with Developmental Delays

As babies grow, they develop new ways to play, move, learn, communicate, and interact with objects and people. These abilities are called developmental milestones. Any concerns about a child's development should be discussed with a healthcare provider. The resources below can assist families concerned with their child's development.



Children ages 0-3

New Jersey Early Intervention
888-653-4463
nj.gov/health/fhs/eis/



Children ages 3 and older

New Jersey Project Child Find
800-322-8174
nj.gov/health/fhs/eis/public-reporting/child-find

Additional Resources

Mercer County Special Child Health Services Case Management Unit 609-588-8460

Autism New Jersey 800-4-AUTISM (800-428-8476) autismnj.org

PerformCare - NJ Children's System of Care (877-652-7624) performcarenj.org

Office of the Ombudsman for Individuals with Intellectual or Developmental Disabilities and Their Families (609-984-7764) nj.gov/treasury/njombudsman/

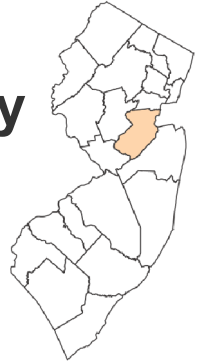
NJ Child Evaluation Center (CEC) Locator nj.gov/health/fhs/specialpediatrics/child-evaluation/

Rutgers Medical School: The Boggs Center on Developmental Disabilities boggscenter.rwjms.rutgers.edu

New Jersey Division of Developmental Disabilities (800-832-9173) nj.gov/humanservices/ddd

New Jersey Autism Registry

Middlesex County Profile



Autism Spectrum Disorder (ASD) is a neurobiological disorder characterized by impairments in social communication and interaction as well as restricted and repetitive patterns of behavior. Individuals with autism may have difficulty interacting with others: building relationships, using language, regulating their emotions, and understanding others' points of view.

The New Jersey Autism Registry benefits children with autism and their families by connecting them to important local, State and Federal services, as well as Early Intervention Services if the child is under three years old. New Jersey's residents are diverse in many ways, and each New Jersey County has a unique combination of populations. Looking at the diversity of our State is important for resource planning and distribution of services for these children and families.

Autism registrations received for children born between 2009 and 2014

New Jersey	1 in 41
Middlesex County	1 in 39

The Autism Registry data shows that Middlesex County has a slightly higher rate of children with autism than the State average.

Higher rates could mean that families, health care providers, and educators are very good at screening for and following up on any developmental concerns. For children born between 2009 and 2014 we have received 15,422 registrations statewide and 1,514 registrations were for Middlesex County residents.

Certain newborn characteristics are more common in children diagnosed with an ASD.



Low Birth Weight

Compared to New Jersey, there is a greater percentage of children in the Autism Registry who had a low birth weight (less than 3lb, 5oz).

All Children 1.5%	Children in the Autism Registry 2.5%
Middlesex County Children 1.3%	Middlesex County Children in the Autism Registry 1.8%



Multiple Birth

Compared to New Jersey, there is a greater percentage of children in the Autism Registry who were a twin or triplet.

All Children 4.4%	Children in the Autism Registry 6.2%
Middlesex County Children 4.4%	Middlesex County Children in the Autism Registry 6.2%



Maternal Age

Compared to New Jersey, there is a greater percentage of children in the Autism Registry who were born to mothers over the age of 35.


All Children 21.0%	Children in the Autism Registry 25.0%
Middlesex County Children 20.0%	Middlesex County Children in the Autism Registry 23.7%

Middlesex County children with an ASD were diagnosed slightly earlier than the State average.

Receiving a diagnosis of an ASD is a process that involves families, primary health care providers and specialty diagnosticians. Factors that influence a child's age of diagnosis include:

- Early ASD screening at 18 months of age,
- Severity of the child's symptoms, and
- Availability of diagnosticians.

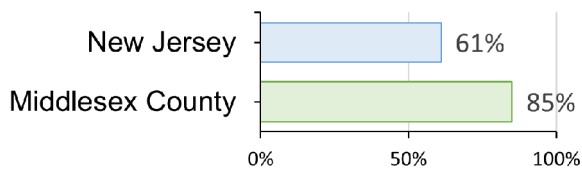
Average age at diagnosis



New Jersey: 4 years, 2 months

Middlesex County: 4 years, 1 month

Children Diagnosed In-County



Middlesex County children with an ASD were diagnosed more often in their home county than the State average.

Families in New Jersey can seek an ASD diagnosis throughout the entire state and in neighboring states. More registrations in the child's home county could mean that there are more specialty diagnosticians in the area or that the closest diagnostic facility just happens to be in-county. Families who get diagnostic services in their home county may have lower travel expenses and shorter travel times.

Resources and Services for Children with Developmental Delays

As babies grow, they develop new ways to play, move, learn, communicate, and interact with objects and people. These abilities are called developmental milestones. Any concerns about a child's development should be discussed with a healthcare provider. The resources below can assist families concerned with their child's development.



Children ages 0-3

New Jersey Early Intervention
888-653-4463
nj.gov/health/fhs/eis/



Children ages 3 and older

New Jersey Project Child Find
800-322-8174
nj.gov/health/fhs/eis/public-reporting/child-find

Additional Resources

Middlesex County Special Child Health Services Case Management Unit 732-745-3100

Autism New Jersey 800-4-AUTISM (800-428-8476) autismnj.org

PerformCare - NJ Children's System of Care (877-652-7624) performcarenj.org

Office of the Ombudsman for Individuals with Intellectual or Developmental Disabilities and Their Families (609-984-7764) nj.gov/treasury/njombudsman/

NJ Child Evaluation Center (CEC) Locator nj.gov/health/fhs/specialpediatrics/child-evaluation/

Rutgers Medical School: The Boggs Center on Developmental Disabilities boggscenter.rwjms.rutgers.edu

New Jersey Division of Developmental Disabilities (800-832-9173) nj.gov/humanservices/ddd

New Jersey Autism Registry

Monmouth County Profile



Autism Spectrum Disorder (ASD) is a neurobiological disorder characterized by impairments in social communication and interaction as well as restricted and repetitive patterns of behavior. Individuals with autism may have difficulty interacting with others: building relationships, using language, regulating their emotions, and understanding others' points of view.

The New Jersey Autism Registry benefits children with autism and their families by connecting them to important local, State and Federal services, as well as Early Intervention Services if the child is under three years old. New Jersey's residents are diverse in many ways, and each New Jersey County has a unique combination of populations. Looking at the diversity of our State is important for resource planning and distribution of services for these children and families.

Autism registrations received for children born between 2009 and 2014

New Jersey	1 in 41
Monmouth County	1 in 41

The Autism Registry data shows that Monmouth County has the same rate of children with autism as the State average.

For children born between 2009 and 2014 we have received 15,422 registrations statewide and 903 registrations were for Monmouth County residents.

Certain newborn characteristics are more common in children diagnosed with an ASD.



Low Birth Weight

Compared to New Jersey, there is a greater percentage of children in the Autism Registry who had a low birth weight (less than 3lb, 5oz).

All Children 1.5%	Children in the Autism Registry 2.5%
Monmouth County Children 1.3%	Monmouth County Children in the Autism Registry 1.9%



Multiple Birth

Compared to New Jersey, there is a greater percentage of children in the Autism Registry who were a twin or triplet.

All Children 4.4%	Children in the Autism Registry 6.2%
Monmouth County Children 5.5%	Monmouth County Children in the Autism Registry 8.6%



Maternal Age

Compared to New Jersey, there is a greater percentage of children in the Autism Registry who were born to mothers over the age of 35.


All Children 21.0%	Children in the Autism Registry 25.0%
Monmouth County Children 25.5%	Monmouth County Children in the Autism Registry 27.7%

Monmouth County children with an ASD were diagnosed slightly later than the State average.

Receiving a diagnosis of an ASD is a process that involves families, primary health care providers and specialty diagnosticians. Factors that influence a child's age of diagnosis include:

- Early ASD screening at 18 months of age,
- Severity of the child's symptoms, and
- Availability of diagnosticians.

Average age at diagnosis

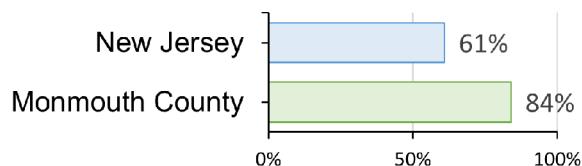


New Jersey: 4 years, 2 months

Monmouth County: 4 years, 4 months

Monmouth County children with an ASD were diagnosed more often in their home county than the State average.

Children Diagnosed In-County



Families in New Jersey can seek an ASD diagnosis throughout the entire state and in neighboring states. More registrations in the child's home county could mean that there are more specialty diagnosticians in the area or that the closest diagnostic facility just happens to be in-county. Families who get diagnostic services in their home county may have lower travel expenses and shorter travel times.

Resources and Services for Children with Developmental Delays

As babies grow, they develop new ways to play, move, learn, communicate, and interact with objects and people. These abilities are called developmental milestones. Any concerns about a child's development should be discussed with a healthcare provider. The resources below can assist families concerned with their child's development.



Children ages 0-3

New Jersey Early Intervention
888-653-4463
nj.gov/health/fhs/eis/



Children ages 3 and older

New Jersey Project Child Find
800-322-8174
nj.gov/health/fhs/eis/public-reporting/child-find

Additional Resources

Monmouth County Special Child Health Services Case Management Unit 732-224-6950

Autism New Jersey 800-4-AUTISM (800-428-8476) autismnj.org

PerformCare - NJ Children's System of Care (877-652-7624) performcarenj.org

Office of the Ombudsman for Individuals with Intellectual or Developmental Disabilities and Their Families (609-984-7764) nj.gov/treasury/njombudsman/

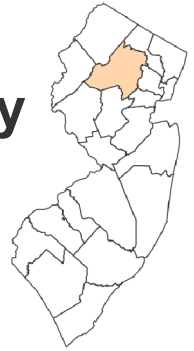
NJ Child Evaluation Center (CEC) Locator nj.gov/health/fhs/specialpediatrics/child-evaluation/

Rutgers Medical School: The Boggs Center on Developmental Disabilities boggscenter.rwjms.rutgers.edu

New Jersey Division of Developmental Disabilities (800-832-9173) nj.gov/humanservices/ddd

New Jersey Autism Registry

Morris County Profile



Autism Spectrum Disorder (ASD) is a neurobiological disorder characterized by impairments in social communication and interaction as well as restricted and repetitive patterns of behavior. Individuals with autism may have difficulty interacting with others: building relationships, using language, regulating their emotions, and understanding others' points of view.

The New Jersey Autism Registry benefits children with autism and their families by connecting them to important local, State and Federal services, as well as Early Intervention Services if the child is under three years old. New Jersey's residents are diverse in many ways, and each New Jersey County has a unique combination of populations. Looking at the diversity of our State is important for resource planning and distribution of services for these children and families.

Autism registrations received for children born between 2009 and 2014

New Jersey	1 in 41
Morris County	1 in 38

The Autism Registry data shows that Morris County has a slightly higher rate of children with autism than the State average.

Higher rates could mean that families, health care providers, and educators are very good at screening for and following up on any developmental concerns. For children born between 2009 and 2014 we have received 15,422 registrations statewide and 755 registrations were for Morris County residents.

Certain newborn characteristics are more common in children diagnosed with an ASD.



Low Birth Weight

Compared to New Jersey, there is a greater percentage of children in the Autism Registry who had a low birth weight (less than 3lb, 5oz).

All Children 1.5%	Children in the Autism Registry 2.5%
Morris County Children 1.2%	Morris County Children in the Autism Registry 2.8%



Multiple Birth

Compared to New Jersey, there is a greater percentage of children in the Autism Registry who were a twin or triplet.

All Children 4.4%	Children in the Autism Registry 6.2%
Morris County Children 5.8%	Morris County Children in the Autism Registry 7.6%



Maternal Age

Compared to New Jersey, there is a greater percentage of children in the Autism Registry who were born to mothers over the age of 35.


All Children 21.0%	Children in the Autism Registry 25.0%
Morris County Children 30.4%	Morris County Children in the Autism Registry 38.6%

Morris County children with an ASD were diagnosed slightly later than the State average.

Receiving a diagnosis of an ASD is a process that involves families, primary health care providers and specialty diagnosticians. Factors that influence a child's age of diagnosis include:

- Early ASD screening at 18 months of age,
- Severity of the child's symptoms, and
- Availability of diagnosticians.

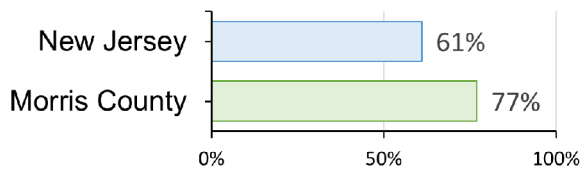
Average age at diagnosis



New Jersey: 4 years, 2 months

Morris County: 4 years, 3 months

Children Diagnosed In-County



Morris County children with an ASD were diagnosed more often in their home county than the State average.

Families in New Jersey can seek an ASD diagnosis throughout the entire state and in neighboring states. More registrations in the child's home county could mean that there are more specialty diagnosticians in the area or that the closest diagnostic facility just happens to be in-county. Families who get diagnostic services in their home county may have lower travel expenses and shorter travel times.

Resources and Services for Children with Developmental Delays

As babies grow, they develop new ways to play, move, learn, communicate, and interact with objects and people. These abilities are called developmental milestones. Any concerns about a child's development should be discussed with a healthcare provider. The resources below can assist families concerned with their child's development.



Children ages 0-3

New Jersey Early Intervention
888-653-4463
nj.gov/health/fhs/eis/



Children ages 3 and older

New Jersey Project Child Find
800-322-8174
nj.gov/health/fhs/eis/public-reporting/child-find

Additional Resources

Morris County Special Child Health Services Case Management Unit 973-971-4155

Autism New Jersey 800-4-AUTISM (800-428-8476) autismnj.org

PerformCare - NJ Children's System of Care (877-652-7624) performcarenj.org

Office of the Ombudsman for Individuals with Intellectual or Developmental Disabilities and Their Families (609-984-7764) nj.gov/treasury/njombudsman/

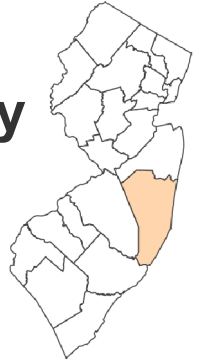
NJ Child Evaluation Center (CEC) Locator nj.gov/health/fhs/specialpediatrics/child-evaluation/

Rutgers Medical School: The Boggs Center on Developmental Disabilities boggscenter.rwjms.rutgers.edu

New Jersey Division of Developmental Disabilities (800-832-9173) nj.gov/humanservices/ddd

New Jersey Autism Registry

Ocean County Profile



Autism Spectrum Disorder (ASD) is a neurobiological disorder characterized by impairments in social communication and interaction as well as restricted and repetitive patterns of behavior. Individuals with autism may have difficulty interacting with others: building relationships, using language, regulating their emotions, and understanding others' points of view.

The New Jersey Autism Registry benefits children with autism and their families by connecting them to important local, State and Federal services, as well as Early Intervention Services if the child is under three years old. New Jersey's residents are diverse in many ways, and each New Jersey County has a unique combination of populations. Looking at the diversity of our State is important for resource planning and distribution of services for these children and families.

Autism registrations received for children born between 2009 and 2014

New Jersey	1 in 41
Ocean County	1 in 36

The Autism Registry data shows that Ocean County has a higher rate of children with autism than the State average.

Higher rates could mean that families, health care providers, and educators are very good at screening for and following up on any developmental concerns. For children born between 2009 and 2014 we have received 15,422 registrations statewide and 1,355 registrations were for Ocean County residents.

Certain newborn characteristics are more common in children diagnosed with an ASD.



Low Birth Weight

Compared to New Jersey, there is a greater percentage of children in the Autism Registry who had a low birth weight (less than 3lb, 5oz).

All Children 1.5%	Children in the Autism Registry 2.5%
Ocean County Children 1.0%	Ocean County Children in the Autism Registry 2.3%



Multiple Birth

Compared to New Jersey, there is a greater percentage of children in the Autism Registry who were a twin or triplet.

All Children 4.4%	Children in the Autism Registry 6.2%
Ocean County Children 4.1%	Ocean County Children in the Autism Registry 5.5%



Maternal Age

Compared to New Jersey, there is a greater percentage of children in the Autism Registry who were born to mothers over the age of 35.


All Children 21.0%	Children in the Autism Registry 25.0%
Ocean County Children 16.9%	Ocean County Children in the Autism Registry 21.2%

Ocean County children with an ASD were diagnosed at the same age as the State average.

Receiving a diagnosis of an ASD is a process that involves families, primary health care providers and specialty diagnosticians. Factors that influence a child's age of diagnosis include:

- Early ASD screening at 18 months of age,
- Severity of the child's symptoms, and
- Availability of diagnosticians.

Average age at diagnosis

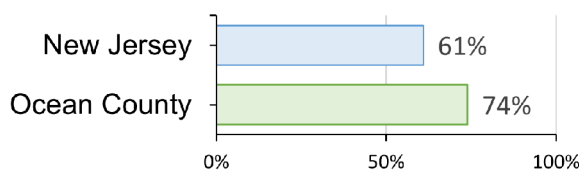


New Jersey: 4 years, 2 months

Ocean County: 4 years, 2 months

Ocean County children with an ASD were diagnosed more often in their home county than the State average.

Children Diagnosed In-County



Families in New Jersey can seek an ASD diagnosis throughout the entire state and in neighboring states. More registrations in the child's home county could mean that there are more specialty diagnosticians in the area or that the closest diagnostic facility just happens to be in-county. Families who get diagnostic services in their home county may have lower travel expenses and shorter travel times.

Resources and Services for Children with Developmental Delays

As babies grow, they develop new ways to play, move, learn, communicate, and interact with objects and people. These abilities are called developmental milestones. Any concerns about a child's development should be discussed with a healthcare provider. The resources below can assist families concerned with their child's development.



Children ages 0-3

New Jersey Early Intervention
888-653-4463
nj.gov/health/fhs/eis/



Children ages 3 and older

New Jersey Project Child Find
800-322-8174
nj.gov/health/fhs/eis/public-reporting/child-find

Additional Resources

Ocean County Special Child Health Services Case Management Unit 732-806-3930

Autism New Jersey 800-4-AUTISM (800-428-8476) autismnj.org

PerformCare - NJ Children's System of Care (877-652-7624) performcarenj.org

Office of the Ombudsman for Individuals with Intellectual or Developmental Disabilities and Their Families (609-984-7764) nj.gov/treasury/njombudsman/

NJ Child Evaluation Center (CEC) Locator nj.gov/health/fhs/specialpediatrics/child-evaluation/

Rutgers Medical School: The Boggs Center on Developmental Disabilities boggscenter.rwjms.rutgers.edu

New Jersey Division of Developmental Disabilities (800-832-9173) nj.gov/humanservices/ddd

New Jersey Autism Registry

Passaic County Profile



Autism Spectrum Disorder (ASD) is a neurobiological disorder characterized by impairments in social communication and interaction as well as restricted and repetitive patterns of behavior. Individuals with autism may have difficulty interacting with others: building relationships, using language, regulating their emotions, and understanding others' points of view.

The New Jersey Autism Registry benefits children with autism and their families by connecting them to important local, State and Federal services, as well as Early Intervention Services if the child is under three years old. New Jersey's residents are diverse in many ways, and each New Jersey County has a unique combination of populations. Looking at the diversity of our State is important for resource planning and distribution of services for these children and families.

Autism registrations received for children born between 2009 and 2014

New Jersey	1 in 41
Passaic County	1 in 56

The Autism Registry data shows that Passaic County has a lower rate of children with autism than the State average.

Lower rates could mean that the children in this county have lower than average rates of certain newborn characteristics (next section). For children born between 2009 and 2014 we have received 15,422 registrations statewide and 761 registrations were for Passaic County residents.

Certain newborn characteristics are more common in children diagnosed with an ASD.



Low Birth Weight

Compared to New Jersey, there is a greater percentage of children in the Autism Registry who had a low birth weight (less than 3lb, 5oz).

All Children 1.5%	Children in the Autism Registry 2.5%
Passaic County Children 1.4%	Passaic County Children in the Autism Registry 3.1%



Multiple Birth

Compared to New Jersey, there is a greater percentage of children in the Autism Registry who were a twin or triplet.

All Children 4.4%	Children in the Autism Registry 6.2%
Passaic County Children 3.7%	Passaic County Children in the Autism Registry 7.4%



Maternal Age

Compared to New Jersey, there is a greater percentage of children in the Autism Registry who were born to mothers over the age of 35.


All Children 21.0%	Children in the Autism Registry 25.0%
Passaic County Children 18.1%	Passaic County Children in the Autism Registry 23.6%

Passaic County children with an ASD were diagnosed earlier than the State average.

Receiving a diagnosis of an ASD is a process that involves families, primary health care providers and specialty diagnosticians. Factors that influence a child's age of diagnosis include:

- Early ASD screening at 18 months of age,
- Severity of the child's symptoms, and
- Availability of diagnosticians.

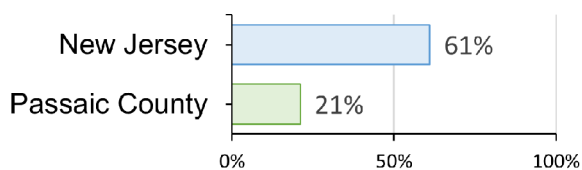
Average age at diagnosis



New Jersey: 4 years, 2 months

Passaic County: 3 years, 10 months

Children Diagnosed In-County



Passaic County children with an ASD were diagnosed less often in their home county than the State average.

Families in New Jersey can seek an ASD diagnosis throughout the entire state and in neighboring states. Fewer registrations from the child's home county could mean that there are fewer specialty diagnosticians in the area or that the closest diagnostic facility just happens to be in another county. Families who get diagnostic services in another county may have extra travel expenses and longer travel times.

Resources and Services for Children with Developmental Delays

As babies grow, they develop new ways to play, move, learn, communicate, and interact with objects and people. These abilities are called developmental milestones. Any concerns about a child's development should be discussed with a healthcare provider. The resources below can assist families concerned with their child's development.



Children ages 0-3

New Jersey Early Intervention
888-653-4463
nj.gov/health/fhs/eis/



Children ages 3 and older

New Jersey Project Child Find
800-322-8174
nj.gov/health/fhs/eis/public-reporting/child-find

Additional Resources

Passaic County Special Child Health Services Case Management Unit 973-523-6778

Autism New Jersey 800-4-AUTISM (800-428-8476) autismnj.org

PerformCare - NJ Children's System of Care (877-652-7624) performcarenj.org

Office of the Ombudsman for Individuals with Intellectual or Developmental Disabilities and Their Families (609-984-7764) nj.gov/treasury/njombudsman/

NJ Child Evaluation Center (CEC) Locator nj.gov/health/fhs/specialpediatrics/child-evaluation/

Rutgers Medical School: The Boggs Center on Developmental Disabilities boggscenter.rwjms.rutgers.edu

New Jersey Division of Developmental Disabilities (800-832-9173) nj.gov/humanservices/ddd

New Jersey Autism Registry Salem County Profile



Autism Spectrum Disorder (ASD) is a neurobiological disorder characterized by impairments in social communication and interaction as well as restricted and repetitive patterns of behavior. Individuals with autism may have difficulty interacting with others: building relationships, using language, regulating their emotions, and understanding others' points of view.

The New Jersey Autism Registry benefits children with autism and their families by connecting them to important local, State and Federal services, as well as Early Intervention Services if the child is under three years old. New Jersey's residents are diverse in many ways, and each New Jersey County has a unique combination of populations. Looking at the diversity of our State is important for resource planning and distribution of services for these children and families.

Autism registrations received for children born between 2009 and 2014

New Jersey	1 in 41
Salem County	1 in 47

The Autism Registry data shows that Salem County has a lower rate of children with autism than the State average.

Lower rates could mean that the children in this county have lower than average rates of certain newborn characteristics (next section). For children born between 2009 and 2014 we have received 15,422 registrations statewide and 92 registrations were for Salem County residents.

Certain newborn characteristics are more common in children diagnosed with an ASD.



Low Birth Weight

Compared to New Jersey, there is a greater percentage of children in the Autism Registry who had a low birth weight (less than 3lb, 5oz).

All Children 1.5%	Children in the Autism Registry 2.5%
Salem County Children 1.4%	Salem County Children in the Autism Registry 4.0%



Multiple Birth

Compared to New Jersey, there is a lower percentage of children in the Autism Registry who were a twin or triplet.

All Children 4.4%	Children in the Autism Registry 6.2%
Salem County Children 2.8%	Salem County Children in the Autism Registry 1.9%



Maternal Age

Compared to New Jersey, there is a lower percentage of children in the Autism Registry who were born to mothers over the age of 35.

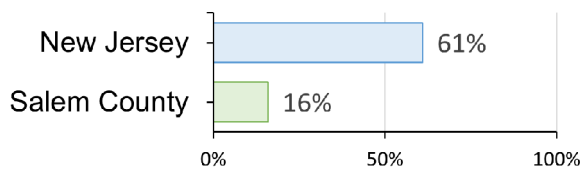
All Children 21.0%	Children in the Autism Registry 25.0%
Salem County Children 10.0%	Salem County Children in the Autism Registry 9.5%

Salem County children with an ASD were diagnosed later than the State average.

Receiving a diagnosis of an ASD is a process that involves families, primary health care providers and specialty diagnosticians. Factors that influence a child's age of diagnosis include:

- Early ASD screening at 18 months of age,
- Severity of the child's symptoms, and
- Availability of diagnosticians.


Children Diagnosed In-County



Salem County children with an ASD were diagnosed less often in their home county than the State average.

Families in New Jersey can seek an ASD diagnosis throughout the entire state and in neighboring states. Fewer registrations from the child's home county could mean that there are fewer specialty diagnosticians in the area or that the closest diagnostic facility just happens to be in another county. Families who get diagnostic services in another county may have extra travel expenses and longer travel times.

Average age at diagnosis



New Jersey: 4 years, 2 months

Salem County: 4 years, 6 months

Resources and Services for Children with Developmental Delays

As babies grow, they develop new ways to play, move, learn, communicate, and interact with objects and people. These abilities are called developmental milestones. Any concerns about a child's development should be discussed with a healthcare provider. The resources below can assist families concerned with their child's development.



Children ages 0-3

New Jersey Early Intervention
888-653-4463
nj.gov/health/fhs/eis/



Children ages 3 and older

New Jersey Project Child Find
800-322-8174
nj.gov/health/fhs/eis/public-reporting/child-find

Additional Resources

Salem County Special Child Health Services Case Management Unit 856-935-7510 x 8305

Autism New Jersey 800-4-AUTISM (800-428-8476) autismnj.org

PerformCare - NJ Children's System of Care (877-652-7624) performcarenj.org

Office of the Ombudsman for Individuals with Intellectual or Developmental Disabilities and Their Families (609-984-7764) nj.gov/treasury/njombudsman/

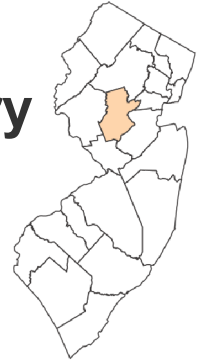
NJ Child Evaluation Center (CEC) Locator nj.gov/health/fhs/specialpediatrics/child-evaluation/

Rutgers Medical School: The Boggs Center on Developmental Disabilities boggscenter.rwjms.rutgers.edu

New Jersey Division of Developmental Disabilities (800-832-9173) nj.gov/humanservices/ddd

New Jersey Autism Registry

Somerset County Profile



Autism Spectrum Disorder (ASD) is a neurobiological disorder characterized by impairments in social communication and interaction as well as restricted and repetitive patterns of behavior. Individuals with autism may have difficulty interacting with others: building relationships, using language, regulating their emotions, and understanding others' points of view.

The New Jersey Autism Registry benefits children with autism and their families by connecting them to important local, State and Federal services, as well as Early Intervention Services if the child is under three years old. New Jersey's residents are diverse in many ways, and each New Jersey County has a unique combination of populations. Looking at the diversity of our State is important for resource planning and distribution of services for these children and families.

Autism registrations received for children born between 2009 and 2014

New Jersey	1 in 41
Somerset County	1 in 42

The Autism Registry data shows that Somerset County has a slightly lower rate of children with autism than the State average.

Lower rates could mean that the children in this county have lower than average rates of certain newborn characteristics (next section). For children born between 2009 and 2014 we have received 15,422 registrations statewide and 503 registrations were for Somerset County residents.

Certain newborn characteristics are more common in children diagnosed with an ASD.



Low Birth Weight

Compared to New Jersey, there is a greater percentage of children in the Autism Registry who had a low birth weight (less than 3lb, 5oz).

All Children 1.5%	Children in the Autism Registry 2.5%
Somerset County Children 1.5%	Somerset County Children in the Autism Registry 4.1%



Multiple Birth

Compared to New Jersey, there is a greater percentage of children in the Autism Registry who were a twin or triplet.

All Children 4.4%	Children in the Autism Registry 6.2%
Somerset County Children 5.5%	Somerset County Children in the Autism Registry 8.3%



Maternal Age

Compared to New Jersey, there is a greater percentage of children in the Autism Registry who were born to mothers over the age of 35.


All Children 21.0%	Children in the Autism Registry 25.0%
Somerset County Children 28.0%	Somerset County Children in the Autism Registry 32.7%

Somerset County children with an ASD were diagnosed slightly later than the State average.

Receiving a diagnosis of an ASD is a process that involves families, primary health care providers and specialty diagnosticians. Factors that influence a child's age of diagnosis include:

- Early ASD screening at 18 months of age,
- Severity of the child's symptoms, and
- Availability of diagnosticians.

Average age at diagnosis

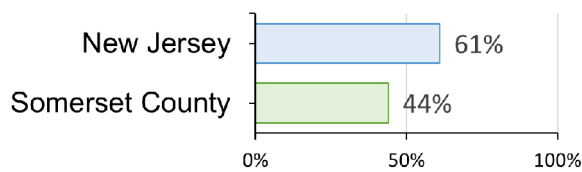


New Jersey: 4 years, 2 months

Somerset County: 4 years, 4 months

Somerset County children with an ASD were diagnosed less often in their home county than the State average.

Children Diagnosed In-County



Families in New Jersey can seek an ASD diagnosis throughout the entire state and in neighboring states. Fewer registrations from the child's home county could mean that there are fewer specialty diagnosticians in the area or that the closest diagnostic facility just happens to be in another county. Families who get diagnostic services in another county may have extra travel expenses and longer travel times.

Resources and Services for Children with Developmental Delays

As babies grow, they develop new ways to play, move, learn, communicate, and interact with objects and people. These abilities are called developmental milestones. Any concerns about a child's development should be discussed with a healthcare provider. The resources below can assist families concerned with their child's development.



Children ages 0-3

New Jersey Early Intervention
888-653-4463
nj.gov/health/fhs/eis/



Children ages 3 and older

New Jersey Project Child Find
800-322-8174
nj.gov/health/fhs/eis/public-reporting/child-find

Additional Resources

Somerset County Special Child Health Services Case Management Unit 908-725-2366

Autism New Jersey 800-4-AUTISM (800-428-8476) autismnj.org

PerformCare - NJ Children's System of Care (877-652-7624) performcarenj.org

Office of the Ombudsman for Individuals with Intellectual or Developmental Disabilities and Their Families (609-984-7764) nj.gov/treasury/njombudsman/

NJ Child Evaluation Center (CEC) Locator nj.gov/health/fhs/specialpediatrics/child-evaluation/

Rutgers Medical School: The Boggs Center on Developmental Disabilities boggscenter.rwjms.rutgers.edu

New Jersey Division of Developmental Disabilities (800-832-9173) nj.gov/humanservices/ddd

New Jersey Autism Registry

Sussex County Profile



Autism Spectrum Disorder (ASD) is a neurobiological disorder characterized by impairments in social communication and interaction as well as restricted and repetitive patterns of behavior. Individuals with autism may have difficulty interacting with others: building relationships, using language, regulating their emotions, and understanding others' points of view.

The New Jersey Autism Registry benefits children with autism and their families by connecting them to important local, State and Federal services, as well as Early Intervention Services if the child is under three years old. New Jersey's residents are diverse in many ways, and each New Jersey County has a unique combination of populations. Looking at the diversity of our State is important for resource planning and distribution of services for these children and families.

Autism registrations received for children born between 2009 and 2014

New Jersey	1 in 41
Sussex County	1 in 41

The Autism Registry data shows that Sussex County has the same rate of children with autism as the State average.

For children born between 2009 and 2014 we have received 15,422 registrations statewide and 190 registrations were for Sussex County residents.

Certain newborn characteristics are more common in children diagnosed with an ASD.



Low Birth Weight

Compared to New Jersey, there is a greater percentage of children in the Autism Registry who had a low birth weight (less than 3lb, 5oz).

All Children 1.5%	Children in the Autism Registry 2.5%
Sussex County Children 1.2%	Sussex County Children in the Autism Registry 2.7%



Multiple Birth

Compared to New Jersey, there is a greater percentage of children in the Autism Registry who were a twin or triplet.

All Children 4.4%	Children in the Autism Registry 6.2%
Sussex County Children 5.4%	Sussex County Children in the Autism Registry 9.8%



Maternal Age

Compared to New Jersey, there is a greater percentage of children in the Autism Registry who were born to mothers over the age of 35.


All Children 21.0%	Children in the Autism Registry 25.0%
Sussex County Children 24.6%	Sussex County Children in the Autism Registry 29.2%

Sussex County children with an ASD were diagnosed slightly later than the State average.

Receiving a diagnosis of an ASD is a process that involves families, primary health care providers and specialty diagnosticians. Factors that influence a child's age of diagnosis include:

- Early ASD screening at 18 months of age,
- Severity of the child's symptoms, and
- Availability of diagnosticians.

Average age at diagnosis

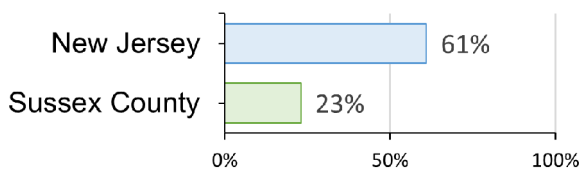


New Jersey: 4 years, 2 months

Sussex County: 4 years, 4 months

Sussex County children with an ASD were diagnosed less often in their home county than the State average.

Children Diagnosed In-County



Families in New Jersey can seek an ASD diagnosis throughout the entire state and in neighboring states. Fewer registrations from the child's home county could mean that there are fewer specialty diagnosticians in the area or that the closest diagnostic facility just happens to be in another county. Families who get diagnostic services in another county may have extra travel expenses and longer travel times.

Resources and Services for Children with Developmental Delays

As babies grow, they develop new ways to play, move, learn, communicate, and interact with objects and people. These abilities are called developmental milestones. Any concerns about a child's development should be discussed with a healthcare provider. The resources below can assist families concerned with their child's development.



Children ages 0-3

New Jersey Early Intervention
888-653-4463
nj.gov/health/fhs/eis/



Children ages 3 and older

New Jersey Project Child Find
800-322-8174
nj.gov/health/fhs/eis/public-reporting/child-find

Additional Resources

Sussex County Special Child Health Services Case Management Unit 973-948-5239

Autism New Jersey 800-4-AUTISM (800-428-8476) autismnj.org

PerformCare - NJ Children's System of Care (877-652-7624) performcarenj.org

Office of the Ombudsman for Individuals with Intellectual or Developmental Disabilities and Their Families (609-984-7764) nj.gov/treasury/njombudsman/

NJ Child Evaluation Center (CEC) Locator nj.gov/health/fhs/specialpediatrics/child-evaluation/

Rutgers Medical School: The Boggs Center on Developmental Disabilities boggscenter.rwjms.rutgers.edu

New Jersey Division of Developmental Disabilities (800-832-9173) nj.gov/humanservices/ddd

New Jersey Autism Registry

Union County Profile



Autism Spectrum Disorder (ASD) is a neurobiological disorder characterized by impairments in social communication and interaction as well as restricted and repetitive patterns of behavior. Individuals with autism may have difficulty interacting with others: building relationships, using language, regulating their emotions, and understanding others' points of view.

The New Jersey Autism Registry benefits children with autism and their families by connecting them to important local, State and Federal services, as well as Early Intervention Services if the child is under three years old. New Jersey's residents are diverse in many ways, and each New Jersey County has a unique combination of populations. Looking at the diversity of our State is important for resource planning and distribution of services for these children and families.

Autism registrations received for children born between 2009 and 2014

New Jersey	1 in 41
Union County	1 in 38

The Autism Registry data shows that Union County has a slightly higher rate of children with autism than the State average.

Higher rates could mean that families, health care providers, and educators are very good at screening for and following up on any developmental concerns. For children born between 2009 and 2014 we have received 15,422 registrations statewide and 1,096 registrations were for Union County residents.

Certain newborn characteristics are more common in children diagnosed with an ASD.



Low Birth Weight

Compared to New Jersey, there is a lower percentage of children in the Autism Registry who had a low birth weight (less than 3lb, 5oz).

All Children 1.5%	Children in the Autism Registry 2.5%
Union County Children 1.7%	Union County Children in the Autism Registry 1.1%



Multiple Birth

Compared to New Jersey, there is a greater percentage of children in the Autism Registry who were a twin or triplet.

All Children 4.4%	Children in the Autism Registry 6.2%
Union County Children 4.5%	Union County Children in the Autism Registry 4.7%



Maternal Age

Compared to New Jersey, there is a greater percentage of children in the Autism Registry who were born to mothers over the age of 35.


All Children 21.0%	Children in the Autism Registry 25.0%
Union County Children 23.2%	Union County Children in the Autism Registry 27.5%

Union County children with an ASD were diagnosed slightly earlier than the State average.

Receiving a diagnosis of an ASD is a process that involves families, primary health care providers and specialty diagnosticians. Factors that influence a child's age of diagnosis include:

- Early ASD screening at 18 months of age,
- Severity of the child's symptoms, and
- Availability of diagnosticians.

Average age at diagnosis

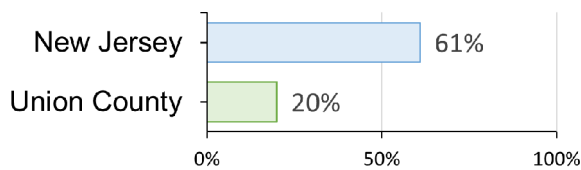


New Jersey: 4 years, 2 months

Union County: 4 years, 0 months

Union County children with an ASD were diagnosed less often in their home county than the State average.

Children Diagnosed In-County



Families in New Jersey can seek an ASD diagnosis throughout the entire state and in neighboring states. Fewer registrations from the child's home county could mean that there are fewer specialty diagnosticians in the area or that the closest diagnostic facility just happens to be in another county. Families who get diagnostic services in another county may have extra travel expenses and longer travel times.

Resources and Services for Children with Developmental Delays

As babies grow, they develop new ways to play, move, learn, communicate, and interact with objects and people. These abilities are called developmental milestones. Any concerns about a child's development should be discussed with a healthcare provider. The resources below can assist families concerned with their child's development.



Children ages 0-3

New Jersey Early Intervention
888-653-4463
nj.gov/health/fhs/eis/



Children ages 3 and older

New Jersey Project Child Find
800-322-8174
nj.gov/health/fhs/eis/public-reporting/child-find

Additional Resources

Union County Special Child Health Services Case Management Unit 908-889-0950 x 2544

Autism New Jersey 800-4-AUTISM (800-428-8476) autismnj.org

PerformCare - NJ Children's System of Care (877-652-7624) performcarenj.org

Office of the Ombudsman for Individuals with Intellectual or Developmental Disabilities and Their Families (609-984-7764) nj.gov/treasury/njombudsman/

NJ Child Evaluation Center (CEC) Locator nj.gov/health/fhs/specialpediatrics/child-evaluation/

Rutgers Medical School: The Boggs Center on Developmental Disabilities boggscenter.rwjms.rutgers.edu

New Jersey Division of Developmental Disabilities (800-832-9173) nj.gov/humanservices/ddd

New Jersey Autism Registry

Warren County Profile



Autism Spectrum Disorder (ASD) is a neurobiological disorder characterized by impairments in social communication and interaction as well as restricted and repetitive patterns of behavior. Individuals with autism may have difficulty interacting with others: building relationships, using language, regulating their emotions, and understanding others' points of view.

The New Jersey Autism Registry benefits children with autism and their families by connecting them to important local, State and Federal services, as well as Early Intervention Services if the child is under three years old. New Jersey's residents are diverse in many ways, and each New Jersey County has a unique combination of populations. Looking at the diversity of our State is important for resource planning and distribution of services for these children and families.

Autism registrations received for children born between 2009 and 2014

New Jersey	1 in 41
Warren County	1 in 31

The Autism Registry data shows that Warren County has a higher rate of children with autism than the State average.

Higher rates could mean that families, health care providers, and educators are very good at screening for and following up on any developmental concerns. For children born between 2009 and 2014 we have received 15,422 registrations statewide and 193 registrations were for Warren County residents.

Certain newborn characteristics are more common in children diagnosed with an ASD.



Low Birth Weight

Compared to New Jersey, there is a greater percentage of children in the Autism Registry who had a low birth weight (less than 3lb, 5oz).

All Children 1.5%	Children in the Autism Registry 2.5%
Warren County Children 1.1%	Warren County Children in the Autism Registry 1.7%



Multiple Birth

Compared to New Jersey, there is a lower percentage of children in the Autism Registry who were a twin or triplet.

All Children 4.4%	Children in the Autism Registry 6.2%
Warren County Children 5.1%	Warren County Children in the Autism Registry 4.7%



Maternal Age

Compared to New Jersey, there is a greater percentage of children in the Autism Registry who were born to mothers over the age of 35.


All Children 21.0%	Children in the Autism Registry 25.0%
Warren County Children 23.1%	Warren County Children in the Autism Registry 25.0%

Warren County children with an ASD were diagnosed slightly later than the State average.

Receiving a diagnosis of an ASD is a process that involves families, primary health care providers and specialty diagnosticians. Factors that influence a child's age of diagnosis include:

- Early ASD screening at 18 months of age,
- Severity of the child's symptoms, and
- Availability of diagnosticians.

Average age at diagnosis

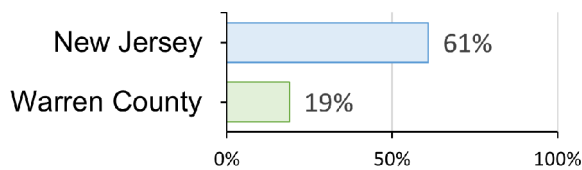


New Jersey: 4 years, 2 months

Warren County: 4 years, 4 months

Warren County children with an ASD were diagnosed less often in their home county than the State average.

Children Diagnosed In-County



Families in New Jersey can seek an ASD diagnosis throughout the entire state and in neighboring states. Fewer registrations from the child's home county could mean that there are fewer specialty diagnosticians in the area or that the closest diagnostic facility just happens to be in another county. Families who get diagnostic services in another county may have extra travel expenses and longer travel times.

Resources and Services for Children with Developmental Delays

As babies grow, they develop new ways to play, move, learn, communicate, and interact with objects and people. These abilities are called developmental milestones. Any concerns about a child's development should be discussed with a healthcare provider. The resources below can assist families concerned with their child's development.



Children ages 0-3

New Jersey Early Intervention
888-653-4463
nj.gov/health/fhs/eis/



Children ages 3 and older

New Jersey Project Child Find
800-322-8174
nj.gov/health/fhs/eis/public-reporting/child-find

Additional Resources

Warren County Special Child Health Services Case Management Unit 908-475-7960

Autism New Jersey 800-4-AUTISM (800-428-8476) autismnj.org

PerformCare - NJ Children's System of Care (877-652-7624) performcarenj.org

Office of the Ombudsman for Individuals with Intellectual or Developmental Disabilities and Their Families (609-984-7764) nj.gov/treasury/njombudsman/

NJ Child Evaluation Center (CEC) Locator nj.gov/health/fhs/specialpediatrics/child-evaluation/

Rutgers Medical School: The Boggs Center on Developmental Disabilities boggscenter.rwjms.rutgers.edu

New Jersey Division of Developmental Disabilities (800-832-9173) nj.gov/humanservices/ddd